

KW-NT50HDT and KW-NT30HD: New Features Available Through Software Update

By updating the iHeart Link app and the software in your KW-NT50HDT or KW-NT30HD, new features are available for controlling the iHeart Link app from your navigation system.

Preparation 1: Confirming the software version

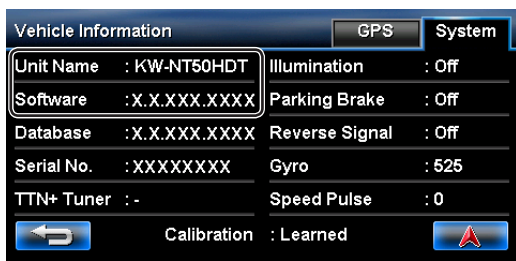
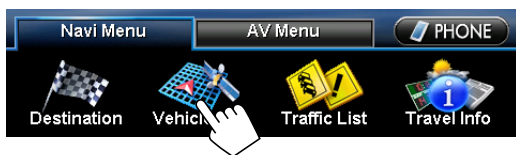
Use the navigation system to confirm whether it has been updated to the latest version of the software.

KW-NT50HDT:1.0.014.1900

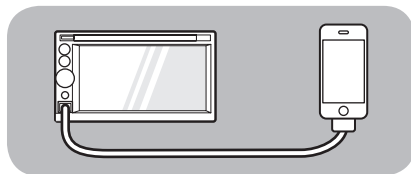
KW-NT30HD:1.0.013.1700

iHeart Link app:Version2.0.8

Confirming the version



Preparation 2: Start iHeart Link app and connect to the navigation system.

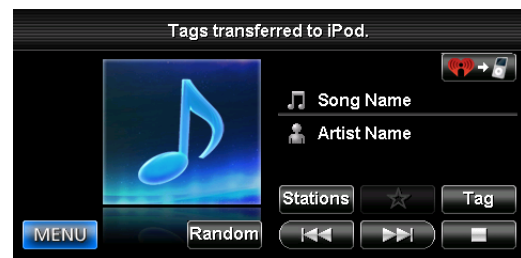
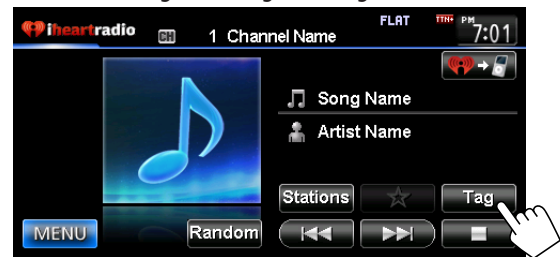


New Feature 1: Tagging songs and purchasing songs from the iTunes Store

iHeartRadio provides tag information for each song.


1 Touch the [Tag].

While listening to a song with tag information:



The tag information is transferred to iPhone/iPod touch, and the Tag button is grayed out (is inactive).

2 Purchase the song from the iTunes Store.



- ① Connect the iPod touch/iPhone to the computer.
- ② Synchronize the iPod touch/iPhone to iTunes.

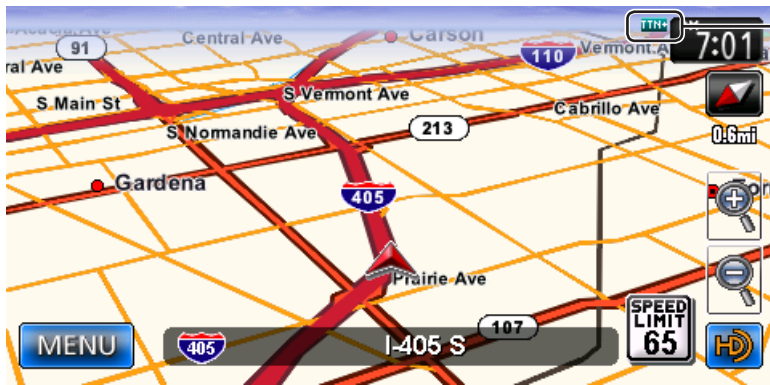
Tagged information is transferred to the computer and a list of tagged songs is displayed in iTunes.

After the tag information is transferred, the stored Tag information are automatically deleted from the iPod touch/iPhone.

New Feature 2: Receive Total Traffic Network Service (Only for KW-NT50HDT)

The KW-NT50HDT can receive news and real-time traffic information from iHeart Link app, when you are out of HD radio coverage.

Icons displayed while receiving information

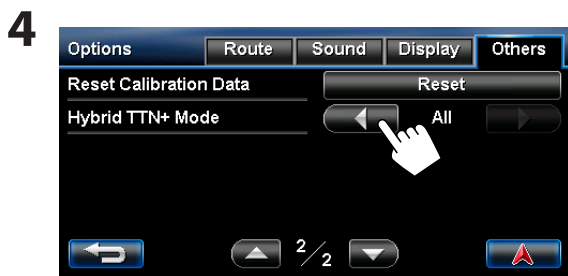


TTN+ When receiving information from HD radio

TTN+ When receiving information from iHeartRadio

Select which information to receive

You can select which type of information is received from iHeart Link app.



All: Receive news and traffic information

News: Receive only news information

Traffic: Receive only traffic information

Off: No information is received from iHeart Link app

Troubleshooting

Symptoms	Remedies/Causes
iHeart Link app cannot be operated with KW-NT50HDT or KW-NT30HD.	Confirm that you are able to access the internet using 3G, EDGE, or Wi-Fi. Confirm that the software versions of the navigation system and iHeart Link app are following number or upper.: KW-NT50HDT: 1.0.014.1900 KW-NT30HD: 1.0.013.1700 iHeart Link app: Version2.0.8
"App Not Connected" appears on the KW-NT50HDT or KW-NT30HD.	Start iHeart Link app on the iPod touch or iPhone that is connected to the navigation system.
The station registration button [☆] is not active.	<ul style="list-style-type: none"> - Current station has already been saved. - No more stations can be saved (100 stations have already been saved). Delete unnecessary favorite stations from favorite station list.
The tag registration button [Tag] is not active.	<ul style="list-style-type: none"> - Current tag information has been already saved. - Current song has no tag information.
"Content Not Available" appears on the KW-NT50HDT or KW-NT30HD.	Selected station is not being broadcast.
"Request Timed Out" appears on the KW-NT50HDT or KW-NT30HD.	iPod touch or iPhone not connected. Confirm connection.
"Stream Stopped" appears on the KW-NT50HDT or KW-NT30HD.	Data cannot be received from iHeartRadio server. Internet connection is not good enough.
Total Traffic Network Service information cannot be received from iHeartRadio. (Only for KW-NT50HDT)	<ul style="list-style-type: none"> - Confirm that the location services feature on the iPhone or iPod touch is turned on. Next, confirm that location services for iHeart Link app is turned on. - Set Hybrid TTN+ Mode to any setting other than Off (See page 2).