

Caution

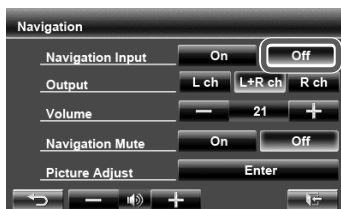
English

External navigation unit to be connected to the RGB input terminal of the unit

No external navigation unit that can be connected to the RGB input terminal of the unit is currently on sale. Therefore, there is no opportunity to use the RGB terminal.



The <Navigation Input> setting is not used. Leave the setting as <Off>. If <On> has been selected, change it to <Off>.

- The RGB input terminal is not used to display iPhone Navigation App (MotionX-GPS) images.



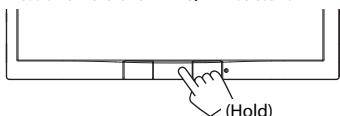
When the unit's display becomes a blank screen

If the screen appears as follows during operation:



For KW-AVX848/KW-AVX840

1. Press and hold the MENU/ATT button.



2. Touch <AV> in <Display>.



The playback screen of the AV source appears.

For KW-ADV794/KW-AVX748/KW-AVX740/ KW-AVX640

1. Press the MENU/DISP OFF button.



2. Touch <AV> in <Display>.

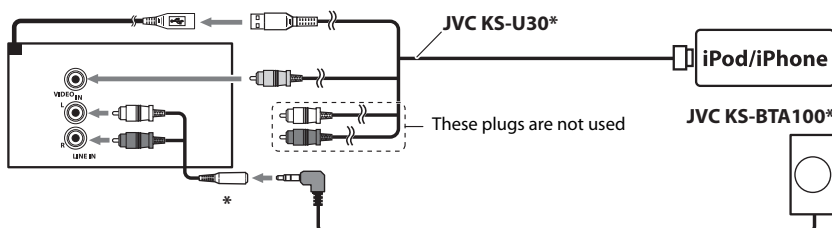


The playback screen of the AV source appears.

- If you still have a problem with the operation, reset the unit.

When connecting JVC KS-U30 (for video playback with iPod/iPhone) and JVC KS-BTA100 (Bluetooth adapter) at the same time

For KW-AVX640



* Separately purchased

Caution

When JVC KS-U30 and JVC KS-BTA100 are connected at the same time, videos of iPod with video (5th Generation) cannot be played.